


FLEMINGTON-RARITAN REGIONAL SCHOOL DISTRICT

Town Hall Presentation 6:00 to 7:30



January 27, 2025
Dr. Kari McGann, Superintendent

Town Hall Panelists


**Superintendent of Schools,
Dr. Kari McGann**

**Board of Education President,
Mr. Ryan Birkenstock**

**Board of Education Vice
President, Mrs. Jaclyn Arce**

**Board of Education Board
Member, Dr. Will Bentley**

**Assistant Superintendent of
Schools, Dr. Cliff Burns**



**FLEMINGTON-RARITAN
Regional School District**

SCHOOL BUDGET VOTE!

This special question seeks voter approval to increase the FRSD budget by \$2,388,749 to maintain for the 2025-2026 school year:

- 30 Teachers
- 6 Class III Officers

Budget Public Vote - March 11, 2025

www.frsd.k12.nj.us

**POLLS
OPEN:
6 AM-8 PM**



2024-2025 OUR SCHOOL DISTRICT

3,290

Enrollment

Our District has 3,290 students with six schools. We are the largest school district in Hunterdon County. Enrollment continues to grow.

682+

Faculty & Staff

The District employs close to 682 employees including faculty and staff members.

+125%*

Student Population

The student population has changed over the past six years, becoming more diverse with a 125% increase in *multilingual learners from 2018 to 2024.

The enrollment is current enrollment. Next year, we expect an additional increase.

DEMOGRAPHICS

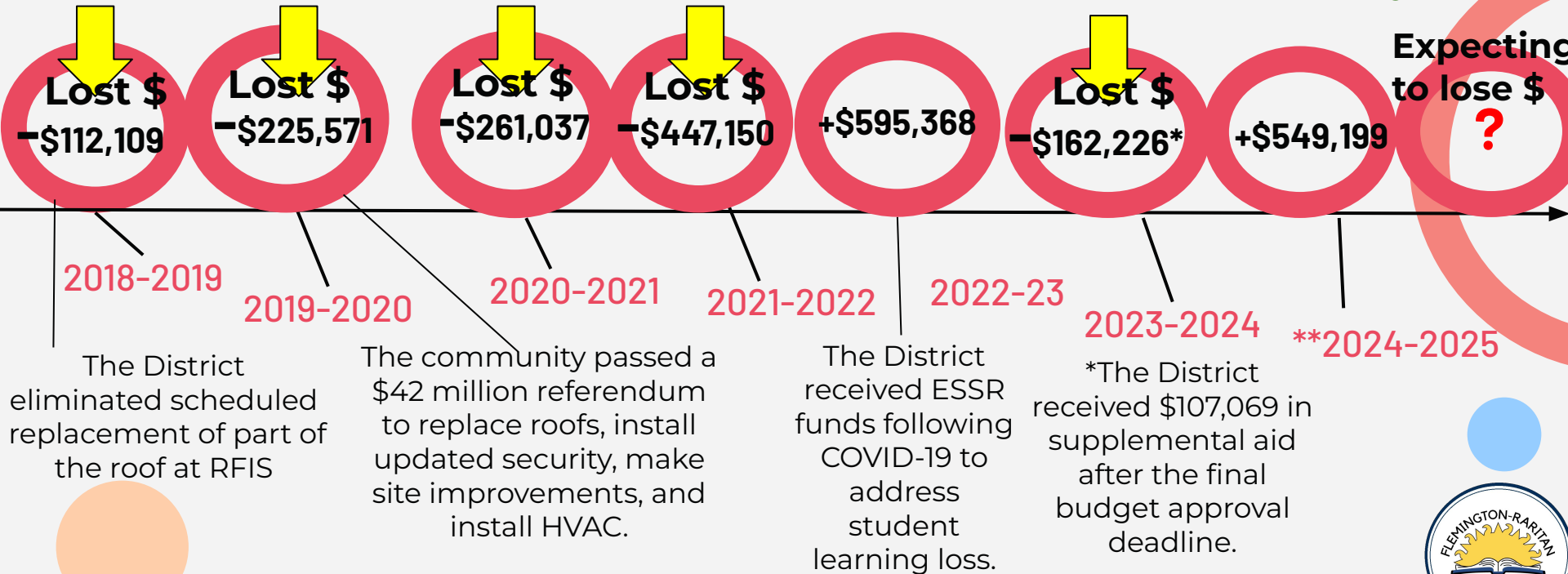


ASSA October 15, 2024	Total Population Oct 2024	Economically Disadvantaged Oct 2024	Total Special Education Oct 2024	Special Ed. w/o Speech-only Oct 2024	English Learners Oct 2024
BS	376	17.6%	19.4%	14.1%	8.0%
CH	577	21.5%	26.9%	20.3%	5.7%
FAD	422	45.3%	15.6%	10.9%	23.9%
RH	406	22.7%	18.7%	12.8%	10.1%
RFIS	721	26.4%	18.3%	15.5%	5.8%
JPC	731	20.5%	18.5%	16.7%	3.6%
Totals	3233	25.1%	19.7%	15.5%	8.4%

Totals (3,233) do not include the number of preschool students at off site providers or out-of-district students.

STATE AID 7-YEAR HISTORY

2024-2025 State Aid was **LESS** than State Aid received in the 2014-15 School year.



****State Aid received for the 2024-25 school year is still less than State Aid we received in 2014-15 school year**



Preschool Expansion Award HISTORY

In 2023-24, the District applied and received its first preschool expansion award funding. Funding is based on preschool enrollment.

+\$1,228,968

+2,219,912

Preschool award funding pays for preschool teacher salaries, teacher assistants, new playground, curriculum, and other costs. It is a WIN for the District. Salaries of other employees are placed into the PEA funding.

Year 1: 2023-2024

The District received a total amount of \$1,228,968 for preschool expansion award (PEA) funding. However, the District's requirement to fund preschool is \$943,482 for a total budgeted amount of \$2,172,450.

Year 2: 2024-2025

The District received a total amount of \$2,219,912 for preschool expansion funding. However, the District's requirement to fund preschool is \$1,080,658 for a total budgeted amount of \$3,300,570.







The S2 Funding Formula

Since 2018, the District has lost \$1,208,093 in state funding. While we monitor current spending, analyze anticipated expenses, and allocate funds carefully, the state's funding formula hurts Flemington-Raritan.

The District's State aid for the 24-25 school year was less than the district received in 2014-15 despite our cost increases.



S2 Budget Challenges Throughout the State

Asbury Park

Cherry Hill

East Brunswick

Freehold

Jackson

Jefferson Township

Lacey

Lenape

Long Branch

Neptune

Red Bank

South Brunswick

Toms River

Washington Twp (Gloucester)

S2 budget challenges are not limited to those district listed.

School Funding Formula:

The current school funding formula penalizes FRSD—and by extension our students—based on factors that are beyond the District's control.

Last year, the cost of contracted salary increases combined with increased health care costs, alone exceeded the 2% cap. The projections for the 2025-2026 school year are no different. Additionally, the cost of supplies, utilities, general services, maintenance, transportation, and special education tuition has increased.

- [Op-Ed: Overhauling NJ's school funding formula | NJ Spotlight News](#)
- [Public Comments on New Jersey's School Funding Formula by New Jersey School Boards Association](#)

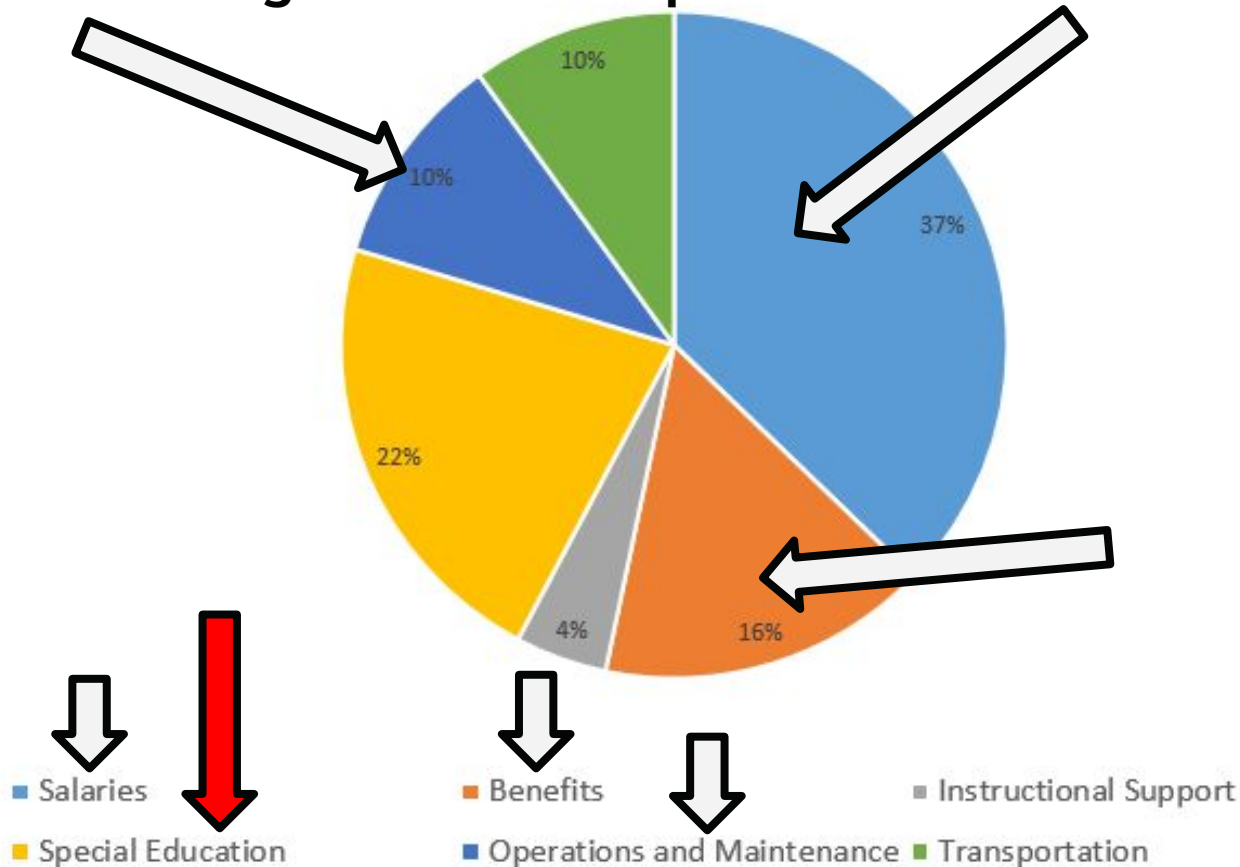


Reference: Slide was in presented in the 2024-2025 final budget presentation.

Where does the money go?

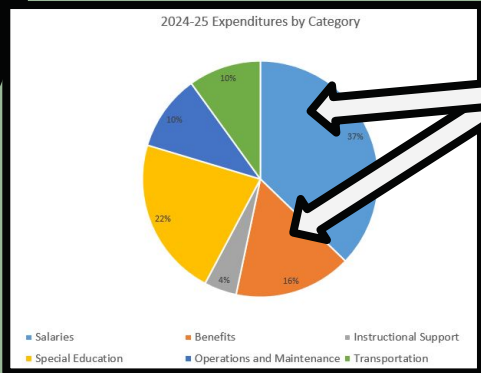
2024-25 Expenditures by Category

Largest Areas of Expenditures



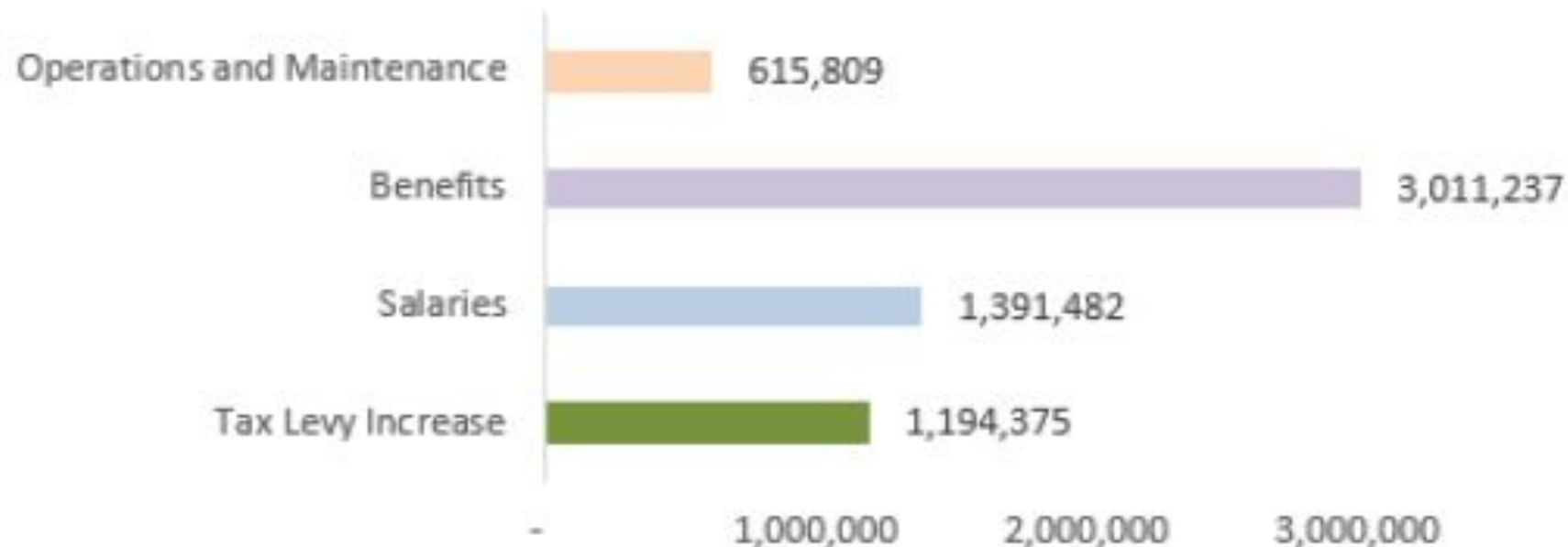
Reference: Slide was in
presented in the 2024-2025
final budget presentation.

Largest Areas of Expenditures




	2023-24	2024-25
Tuition	1,277,309	1,239,329
Health Services	709,373	663,858
Speech/OT/PT	1,425,019	1,307,315
Guidance	960,399	803,501
CST	1,562,155	1,718,649
Curriculum & Instruct	410,546	446,997
Lib Media	618,841	408,005
Prof Develop	746,662	607,319
Gen Admin	1,109,128	1,020,431
School Admin	3,639,533	3,457,289
Business	674,980	685,889
Technology	767,038	734,607
Custodial, Maint & Security	7,144,216	7,322,079
Transportation	6,666,099	7,017,500
Benefits	10,883,943	11,344,935
Instruction	20,204,541	19,961,996
Special Ed	8,691,176	8,756,351
Basic Skills	1,656,816	1,712,882
Bilingual	777,201	795,244
Student Activities/ Athletics	253,254	289,163
Capital Outlay	84,059	140,895
	70,262,288	70,434,234

2025-2026 Major Increases



	Tax Levy Increase	Salaries	Benefits	Operations and Maintenance
	1,194,375	1,391,482	3,011,237	615,809

A 2% increase does not balance the scale.



A 2%
increase
does not
even come
close to
balance the
scale.

Flemington-Raritan Regional School District 2025-2026

2% Tax Levy increase vs. Budget Increases

\$ 1,194,375

2% tax levy budget increase



\$ 5,018,528

Contractual Salaries
State-Required Benefits
Operations and
Maintenance



The costs shown are only a percentage of the major expenditures.
Costs do not include special education or instructional support costs.



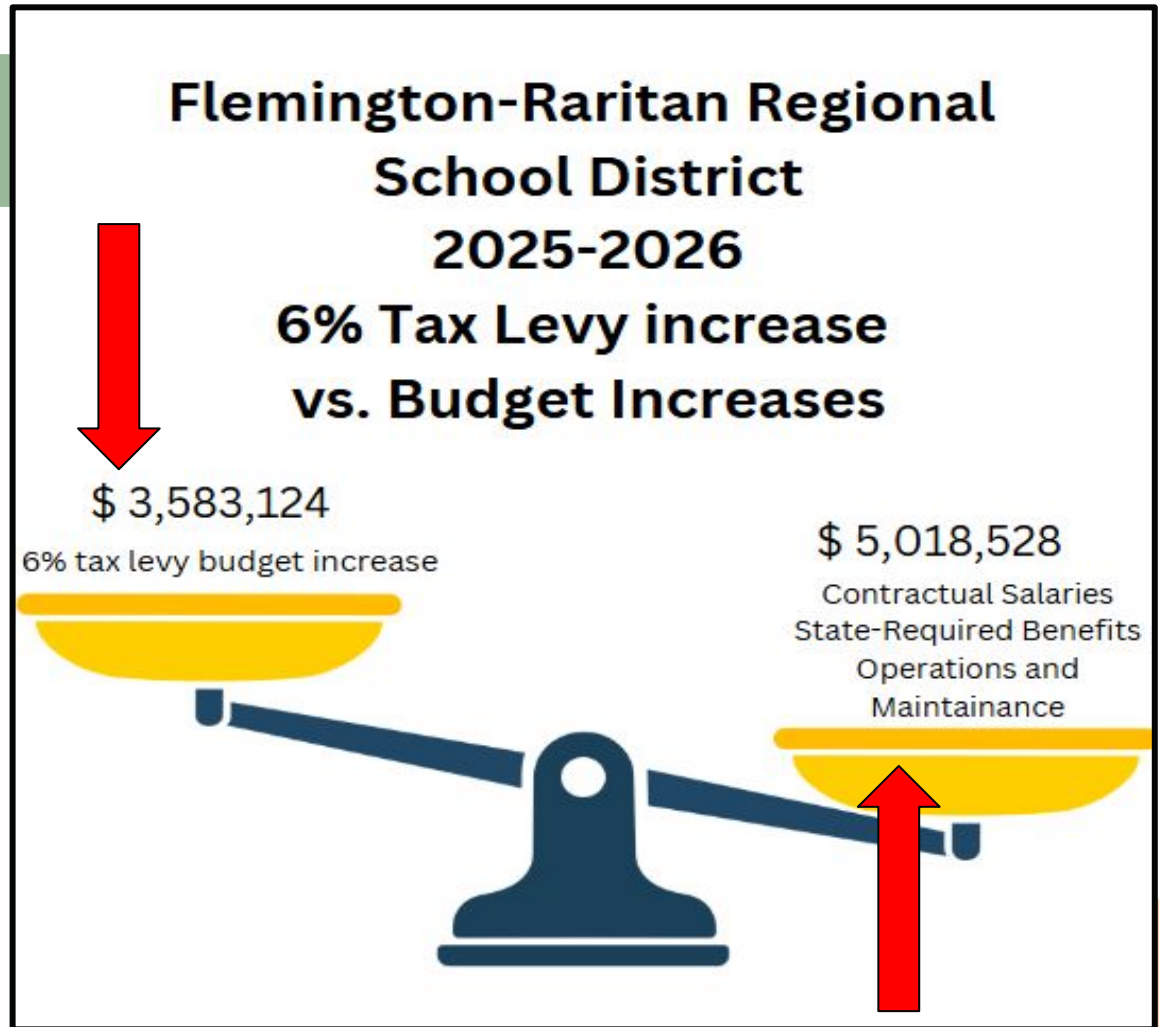
Special Election Question Vote on March 11, 2025

To proactively plan for the 2025-2026 budget and to adjust and plan for the continued strain on our budget, the district is seeking approval from the district's legal voters to raise an additional \$2,388,749 above the tax levy for the 2025-2026 school year as permitted under legal code, P.L. 2024, c.60, N.J.S.A. 18A:7F-5 and -39.

We aim to keep thirty (30) teachers and staff to maintain small class sizes in the elementary schools including teachers to support specialized reading programs, a Class III Security Officer for each school in the District, keep STEM programs alive, and junior varsity sports.



The passing of the special question for a 6% increase in the tax levy comes closer to balancing the scale, but does not completely balance it.



The Facts Say it All:

When compared to other Hunterdon County districts, FRSD has the lowest per pupil costs in ALL of Hunterdon County, except for Hunterdon County Vocational, a district that receives state and county donations to support vocational careers.

In addition:

Flemington-Raritan is ranked number 30 out of all 76 New Jersey State K-8 districts on the per pupil spending amount with 1 being the lowest and 76 being the highest.

- East Amwell- \$23,510
- Kingwood- \$22,005
- Delaware- \$22,955
- Clinton Twp.-\$24,553
- Readington- \$24,497
- Hunterdon Central- \$24,653
- **Flemington-Raritan \$19,310**




Taxpayers' Guide to Education Spending - School Finance

Operating Type, Enrollment Group	County	District Code	District Name	2021-22 Actual Per Pupil Amount	2021-22 Ranking Within Group	2022-23 Actual Per Pupil Amount	2022-23 Ranking Within Group	2023-24 Budgeted Per Pupil Amount	2023-24 Ranking Within Group
A. K-6	Hunterdon	1970	Hampton Boro	30,080	N.A.	25,742	N.A.	29,490	55 58
A. K-6	Hunterdon	2590	Lebanon Boro	23,209	52 57	26,008	53 57	26,720	49 58
A. K-6	Hunterdon	3180	Milford Boro	26,994	55 57	26,220	54 57	32,484	56 58
B. K-8 / 0 - 400	Hunterdon	370	Bethlehem Twp	21,388	48 75	21,147	43 75	22,243	38 76
B. K-8 / 0 - 400	Hunterdon	430	Bloomsbury Boro	19,880	42 75	24,567	57 75	29,075	66 76
B. K-8 / 0 - 400	Hunterdon	670	Califon Boro	25,970	66 75	26,602	64 75	32,905	69 76
B. K-8 / 0 - 400	Hunterdon	910	Clinton-Glen Gardner	19,824	41 75	20,677	42 75	21,237	31 76
B. K-8 / 0 - 400	Hunterdon	1160	East Amwell Twp	21,041	45 75	22,042	45 75	23,510	47 76
B. K-8 / 0 - 400	Hunterdon	1600	Franklin Twp	22,186	54 75	23,140	51 75	24,939	55 76
B. K-8 / 0 - 400	Hunterdon	1680	Frenchtown Boro	22,804	57 75	23,517	52 75	22,711	41 76
B. K-8 / 0 - 400	Hunterdon	2140	High Bridge Boro	22,966	59 75	22,899	50 75	26,811	60 76
B. K-8 / 0 - 400	Hunterdon	2450	Kingwood Twp	18,695	33 75	18,750	32 75	22,005	37 76
C. K-8 / 401 - 750	Hunterdon	20	Alexandria Twp	19,589	43 60	20,139	43 60	21,498	45 64
C. K-8 / 401 - 750	Hunterdon	1040	Delaware Twp	20,796	53 60	21,287	50 60	22,935	52 64
C. K-8 / 401 - 750	Hunterdon	2220	Holland Twp	19,896	46 60	20,372	45 60	21,244	42 64
C. K-8 / 401 - 750	Hunterdon	2600	Lebanon Twp	20,166	50 60	21,225	49 60	22,779	50 64
C. K-8 / 401 - 750	Hunterdon	5180	Tewksbury Twp	23,925	59 60	24,582	57 60	27,607	60 64
C. K-8 / 401 - 750	Hunterdon	5270	Union Twp	19,998	47 60	21,761	52 60	22,892	51 64
D. K-8 / 751 +	Hunterdon	920	Clinton Twp	21,027	66 72	22,745	69 72	24,553	71 76
D. K-8 / 751 +	Hunterdon	1510	Flemington-Raritan Reg	18,418	44 72	19,247	47 72	19,310	30 76
D. K-8 / 751 +	Hunterdon	4350	Readington Twp	20,610	63 72	21,534	62 72	24,497	70 76
E. K-12 / 0 - 1800	Hunterdon	1376	South Hunterdon Regional School District	25,490	47 48	24,980	47 48	26,934	48 50
H. 7-12 / 9-12	Hunterdon	1050	Delaware Valley Regional	22,155	36 46	21,960	31 46	24,396	33 46
H. 7-12 / 9-12	Hunterdon	2300	Hunterdon Central Reg	21,055	31 46	21,535	29 46	24,653	35 46
H. 7-12 / 9-12	Hunterdon	3660	North Hunterdon-Voorhees Regional High S	23,247	41 46	24,544	39 46	24,947	38 46
J. Voc	Hunterdon	2308	Hunterdon Co Vocational	14,244	4 21	12,967	2 21	10,812	1 21

Special Election Question Vote on March 11, 2025

The Flemington-Raritan Regional School District Board of Education is seeking approval from the district's legal voters to raise an additional \$2,388,749 for the 2025-2026 school year as permitted under P.L. 2024, c.60, N.J.S.A. 18A:7F-5 and -39 to keep thirty (30) teachers and staff, and a Class III Security Officer for each school in the District, specifically for the following purposes:

- Twenty-five (25) teaching staff needed to maintain small class sizes in the elementary schools including teachers to support specialized reading programs such as the reading recovery program in elementary schools and reading & mathematics support classes at the intermediate and middle school levels and instruction in all support class programs;
- Hire a Class III Security Officer for every school;
- Five (5) Gifted and Talented and/or STEM (science, technology, engineering, and mathematics) supplemental teachers;
- Avoid the elimination of junior varsity (JV) extracurricular athletics and co-curricular activities for softball, volleyball, field hockey, cross-country, soccer, lacrosse, wrestling, basketball, cheerleading, and baseball.



Special Election Question Vote on March 11, 2025 Sample Ballot

PUBLIC QUESTION TO BE VOTED UPON

The Flemington-Raritan Regional School District Board of Education is seeking approval from the district's legal voters to raise an additional \$2,388,749 for the 2025-2026 school year as permitted under P.L. 2024, c.60, N.J.S.A. 18A:7F-5 and -39 to keep thirty (30) teachers and staff, and a Class III Security Officer for each school in the District, specifically for the following purposes:

- Twenty-five (25) teaching staff needed to maintain small class sizes in the elementary schools including teachers to support specialized reading programs such as the reading recovery program in elementary schools and reading & mathematics support classes at the intermediate and middle school levels and instruction in all support class programs;
- Hire a Class III Security Officer for every school;
- Five (5) Gifted and Talented and/or STEM (science, technology, engineering, and mathematics) supplemental teachers;
- Avoid the elimination of junior varsity (JV) extracurricular athletics and co-curricular activities for softball, volleyball, field hockey, cross-country, soccer, lacrosse, wrestling, basketball, cheerleading, and baseball.

Interpretive Statement:


The Flemington Raritan Regional School District was impacted significantly by the state funding formula which has reduced school aid by over a million dollars cumulatively over the past 6 years. The district made significant reductions in the 2024-2025 and for the 2025-2026 school year.

Despite these reductions, the district again faces a significant shortfall for the 2025-26 budget year. If the district has to make reductions again to teaching staff and programs, the reductions will impact our students. Therefore, the district is seeking additional funding in the 2025-26 budget to support the maintenance of small class sizes in elementary classrooms of approximately 17 to 24 students per grade level. Class sizes, without the approval of the public question, will be over 25 students in most homerooms in grades K through 8.

Approval of the question will support evidence-based reading instruction, and supplemental academic programs such as gifted and talented programs and courses in STEM (science, technology, engineering, and mathematics). The question approval will also fund safety and security personnel, specifically Class III Officers in each school. After-school programming, which includes extracurricular sports, will be affected without the approval of the public question. Approval of this public question will result in a permanent increase in the district's tax levy.

YES

NO



Budget Information is located on the District Website

Budget Links & Resources

Budget Information & Election Materials:

[Budget Brochure](#) (1/14/25)

[Budget FAQ-Revised 1/14/25](#) (1/14/25)

[Budget Poll](#) (12/13/24)

Letters from Dr. McGann:

[Dr. McGann's Letter re: Budget, en espanol](#) (1/21/25)

[Dr. McGann's Letter re: Budget, en espanol](#) (1/10/25)

[Dr. McGann's Letter re: Budget, en espanol](#) (12/13/24)

[Dr. McGann's Letter re: Budget, en espanol](#) (11/22/24)


Town Halls:

[Town Hall #2 January 27 - Flyer](#) (12/13/24)

[Town Hall #1 December 12 - Presentation](#) (12/13/24)

[Town Hall #1 December 12 - Audio Recording](#) (12/13/24)

[Town Hall #1 December 12 - Flyer](#) (11/22/24)



TOWN HALL MEETING
2025-2026 Budget

MONDAY, JANUARY 27, 2025
6:00-7:30 PM


IN PERSON AT J.P. CASE
VIRTUAL ON ZOOM

[Zoom Link](#)

- Webinar ID: 873 9532 7021
- Passcode: 066752

Session includes Q&A and opportunities for feedback.

SCAN QR CODE TO JOIN VIRTUALLY



Find information on the website on the Business Office dropdown, under the [Budget tab](#).

Tax Impact of Passing the Special Election Question

Approval of the special question will result in a permanent increase in the district's tax levy. For the 2025-2026 school year, taxes will go up an estimated \$5 a month for a Flemington Borough home assessed at \$400,000 and an estimated \$32 a month for a Raritan Township home assessed at \$600,000.

(*These amounts are estimated using 2024 ratables and the tax rate. The 2025 information is not yet available.)

Flemington Borough

	2024-2025	Proposed 2025-2026
		6%
Average Assessed Home	\$400,000	\$400,000
Per \$100	\$3,948	\$4,013
Annual Tax Increase		\$65

These amounts are estimated using 2024 ratables and tax rate, 2025 information is not yet available

Raritan Township

	2024-2025	Proposed 2025-2026
		6%
Average Assessed Home	\$600,000	\$600,000
Per \$100	\$8,069	\$8,455
Annual Tax Increase		\$386

These amounts are estimated using 2024 ratables and tax rate, 2025 information is not yet available



Tax Impact of Passing the Special Election Question

Approval of the special question will result in a permanent increase in the district's tax levy. For the 2025-2026 school year, taxes will go up an estimated \$65 a year for a Flemington Borough home assessed at \$400,000 and an estimated \$386 a year for a Raritan Township home assessed at \$600,000.

(*These amounts are estimated using 2024 ratables and the tax rate. The 2025 information is not yet available.)

Flemington Borough


	2024-2025	Proposed 2025-2026
		6%
Average Assessed Home	\$400,000	\$400,000
Per \$100	\$3,948	\$4,013
Annual Tax Increase		\$65

These amounts are estimated using 2024 ratables and tax rate, 2025 information is not yet available

Raritan Township

	2024-2025	Proposed 2025-2026
		6%
Average Assessed Home	\$600,000	\$600,000
Per \$100	\$8,069	\$8,455
Annual Tax Increase		\$386

These amounts are estimated using 2024 ratables and tax rate, 2025 information is not yet available



Reductions Still Need to Occur to Meet a 6% Increase

After reducing thirty-three positions in the 2023-24 budget, the district will once again reduce personnel, programs, and costs in other areas for the 2025-2026 beginning with \$1 million, with expectations of greater than 3 million, regardless of whether or not the special question passes to raise the tax levy above 2%.

Administrative reductions were announced on January 21, 2025, in the Superintendent's letter to the District. Further reductions to personnel, instructional tools, and materials must be made to balance the budget for the 25-26 year and for future years. Meetings continue with Board of Education Members, Flemington-Raritan Education Association Leadership, Flemington-Raritan Administrators Association Leadership, Building Principals, Directors, the Business Administrator, and the Assistant superintendent.



Developing a school district budget is an evolving process with final numbers dependant upon out-of-district provider costs and New Jersey Department of Education supplied numbers.



Final budget numbers are not received from the NJDOE until 24-28 hours after the Governor's Fiscal State Address in late February.



How the District went from at least 1 million in reductions...to at least 3 million in reductions... and will likely need to reduce more.

A school district budget continues to develop, especially between the months of October and March. Specific accounts are adjusted as information is learned from New Jersey Department of Education and from district providers such as health care & energy providers.

1. Medical, Prescription, and Dental

An increase even higher than anticipated. A loss close to \$800,000.

2. Expecting less extraordinary aid & SEMI funding from NJDOE

We expected less aid, but guided to calculate even less than we anticipated. A loss of 1,000,000.





How the District went from at least 1 million in reductions...to at least 3 million in reductions... and likely will need to reduce more.


A school district budget continues to develop, especially between the months of October and March. Specific accounts are adjusted as information is learned from New Jersey Department of Education and from district providers such as health care & energy providers.

3. Energy Costs Increase Guidance from NJDOE

We anticipated an increase of expenses, but were guided by the NJDOE to budget even greater expenses. An expense close to of \$350,000.

4. Special Education Costs

Tuition rates from out-of-district providers continue to notify the district of higher tuition rates. An increase in costs of close to \$800,000.



Financial Strain

To summarize, the reasons for the District's financial strain:

- Federal funding ended (i.e., Elementary and Secondary School Emergency Relief Fund (ESSER) and American Recovery Plan (ARP));
- The S2 Funding Formula;
- A lack of surplus funds;
- An increase in the self-insurance cost of claims;
- An increase in costs due to rising costs of school-based security officers with a budget line item each year of over \$350,000
- The loss of cumulative state funding totaling over 1.2 million dollars in the past six years;
- Rising costs for out-of-district placements for student education;
- Rising costs in major expenditures such as contractual salaries and state-required health care benefits, special education; and
- NJDOE-mandated expenses.

Fast Facts:

- Using the most recent data from the NJDOE in 2023-2024, FRSD spent \$19,310 per student, the lowest per pupil costs in Hunterdon County of all public schools, with the exception of Hunterdon County Vocational School.
 - Flemington-Raritan is ranked number 30 out of 76 K-8 districts on the amount of per pupil spending with 1 being the lowest and 76 being the highest.
- 40% of Flemington-Raritan Regional School District's teachers have a Masters Degree or higher.
 - Flemington-Raritan is one of only 13 school districts in the State of New Jersey who received grant funding to support science, technology, engineering, and mathematics.
- In 2024, each student group met or exceeded the expected growth percentiles in both English Language Arts (ELA) and Mathematics.
 - In 2024 NJ State testing, ELA proficiency rates increased by 8.1%; 100% of all Geometry students and 94% of Algebra 1 students met or exceeded expectations.



Town Hall Questions & Answers

Alternating between in-person and online questions.

The District thanks our community members, especially our PTO leaders, for their support and involvement in our schools.

Please visit the Frequently Asked Questions document available on the District website for answers to the most frequently asked questions.

Last Revised: 1/23/25
FRSD 2025/2026 Budget FAQs

Last Revised: 1/8/25
FRSD 2025/2026 Budget FAQs

1. "How much was the school district's total budget for the 2024-2025 school year?"
 The District operated on an 80 million dollar budget. Community members can find budget information on the District's 2024-2025 friendly budget which is posted on our District's website and linked [here](#).

2024-2025 District Budget

	General Fund	Capital Revenues	Special Revenues	Debt Service	Total
2024-2025 Total Expenditures	\$70,694,234	\$0	\$4,750,182	\$0,000,000	\$75,444,416
Local Anticipated Revenues	\$68,751,206	\$0	\$4,750,182	\$0,000,000	\$73,501,388
Taxes to be Raised	\$16,943,028	\$0	\$0	\$0,000,000	\$16,943,028

2. "How much did the State of New Jersey contribute toward the school district's 2024-2025 budget?"
 Of the 80 million dollar school district budget, the State contributes 9%. The total state revenues from State sources for the 2024-2025 school year was \$6,066,841. We received an increase from the previous year of \$549,199.

STATE AID 7-YEAR HISTORY

2024-2025 State Aid was **LESS** than State Aid received in the 2014-15 School year.

2018-2019: The District refinanced scheduled replacement of part of the roof at DTIS.

2019-2020: The community passed a \$42 million referendum to replace roofs, install updated security, make site improvements, and install music.

2021-2022: The District received ESSR funds following COVID-19 to address student learning loss.

2022-23: The District received \$307,069 in supplemental aid after the final budget approval deadline.

2023-2024: **2024-2025

***State Aid received for the 2024-25 school year is still less than State Aid we received in 2014-15 school year

TOWN HALL MEETING

A Panel Discussion on the 2025-2026 School Budget

FLEMINGTON-RARITAN SCHOOL DISTRICT

**WEDNESDAY
 FEBRUARY 26, 2025**

6-7:30 PM
JP CASE MIDDLE SCHOOL

Flemington-Raritan Regional School District
 Every Student, Every Day, Every Opportunity

District administrators and Board of Education members will provide a budget overview. A Q&A discussion will follow. Virtual participants can ask questions in the chat.

JOIN VIRTUALLY

Zoom Link
 Webinar ID: 843 1493 5981
 Passcode: 022634

